

To,
Manager - Listing Compliance
National Stock Exchange of India Limited
'Exchange Plaza'. C-1, Block G,
Bandra Kurla Complex, Bandra (E),
Mumbai - 400 051

Date:13/12/2024


Dear Sir/Madam,

Sub: Application for "In-principle approval" prior to issue and allotment of 3,83,500 Equity Shares and 94,750 Fully Convertible Warrants into Equity Shares on preferential basis under Regulation 28(1) of the SEBI (Listing Obligations and Disclosure Requirements) Regulations, 2015.

In connection with above application for in-principle approval, we hereby confirm and certify that:

- 1) We, Hitarth S Shah & Associates, Practicing Company Secretaries, Ahmedabad, hereby certify that the minimum issue price for the proposed preferential issue of **Australian Premium Solar (India) Limited** [Formerly known as Australian Premium Solar (India) Pvt. Ltd.], based on the pricing formula prescribed under regulation 164 of Chapter V of SEBI (Issue of Capital and Disclosure Requirements) Regulations, 2018 has been worked out at ₹ 526.68/-.
- 2) The relevant date for the purpose of said minimum issue price was Tuesday, 10th December, 2024.
- 3) We hereby certify that the Articles of Association does not provides for a method of determination of price therefore the price determined under Regulation 164 of Chapter V of SEBI (Issue of Capital and Disclosure Requirements) Regulations, 2018, shall be considered as the minimum price for equity shares to be allotted pursuant to the preferential issue.
- 4) We have obtained confirmation from the Company and confirmed the pre-preferential holding of equity shares of the Company held by the proposed allottees and such pre-preferential holding is held in the dematerialized form.
- 5) The working for arriving at such minimum issue price have been attached herewith.
- 6) The trading volume in respect of the Equity Shares of the issues recorded during preceding 90 trading days prior to the relevant date on National Stock Exchange of India Limited ("NSE") has been taken since the issuer is listed on NSE EMERGE only.
- 7) In respect of Lock-in as specified in Regulation 167 of SEBI (Issue of Capital and Disclosure Requirements) Regulations, 2018, we have verified the content of the Notice that it includes the lock-in provisions of Equity Shares allotted on Preferential Basis to the Proposed Allottees. Further, few of the Proposed Allottees are holding Equity Shares of the Company as on Relevant Date and accordingly, the lock in of pre-preferential allotment shareholding of the proposed allottees is as follows. The entire pre-preferential holding of the allottee(s) is in dematerialized form.






Sr. No.	Name of the Allottee	Category of the allottee as per Regulation 31(1) of SEBI (Listing Obligations and Disclosure Requirements) Regulations, 2015	PAN of the Allottee	Pre-Preferential Holding		Form of Holding (Physical/ Demat)
				No. of Shares	% of Holding	
1.	Nikunj Kumar Chimanlal Patel	Promoter	BLPPP4410C	7415400	37.57	Demat
2.	Patel Prashantkumar Chimanlal	Non-Promoter	AMCPP4910G	0	0.00	N. A.
3.	Bhatt Krushnakant N	Non-Promoter	AKHPB3260A	3500	0.02	Demat
4.	Girishkumar Laxmanbhai Patel	Non-Promoter	ACQPP0854K	0	0.00	N. A.
5.	Patel Girishkumar Arvindbhai	Non-Promoter	CLDPP6612H	0	0.00	N. A.
6.	Javiya Divyeshkumar Amrutlal	Non-Promoter	AFHPJ8708C	0	0.00	N. A.
7.	Pareshkumar Kantilal Patel	Non-Promoter	ACHPP0736B	0	0.00	N. A.
8.	Bhagvatiben Bhalchandra Bhavsar	Non-Promoter	ALGPB6072N	0	0.00	N. A.
9.	Pratikkumar Umedbhai Patel	Non-Promoter	AGOPP1526C	5500	0.03	Demat
10.	Sunita Bhandari	Non-Promoter	ABFPB0299J	750	0.00	Demat
11.	Diptiben Patel	Non-Promoter	ASPPP8325G	0	0.00	N. A.
12.	Sunil F Motwani HUF	Non-Promoter	AAEHM2567G	0	0.00	N. A.
13.	Patel Ramilababen Dinubhai	Non-Promoter	COSPP3512G	0	0.00	N. A.
14.	Patel Shardaben Kantilal	Non-Promoter	COUPP6329D	0	0.00	N. A.
15.	Pina Virendra Vakharia	Non-Promoter	AEJPV6029B	72000	0.36	Demat
16.	Dinubhai Kantilal Patel	Non-Promoter	ABNPP2994G	0	0.00	N. A.
17.	Patel Madhubaben Chinmanlal	Non-Promoter	DGSPP0164F	0	0.00	N. A.
18.	Sunil R Shah	Non-Promoter	ACUPS1870J	25500	0.13	Demat
19.	Oswal Hetalben P	Non-Promoter	AAGPO3735J	2500	0.01	Demat
20.	Manishbhai K Patel	Non-Promoter	ABLPP5085E	2500	0.01	Demat
21.	Vanjara Samirbhai Bhailalbhai	Non-Promoter	ABAPV4312M	750	0.00	Demat
22.	Rajesh Bhandari	Non-Promoter	ACYPB2298M	750	0.00	Demat
23.	Manubhai Haribhai Patel	Non-Promoter	ADOPP3343G	0	0.00	N. A.
24.	Dashrathbhai Girdharbhai Patel	Non-Promoter	ABRPP7734J	0	0.00	N. A.
25.	Bhartiben Sandipbhai Patel	Non-Promoter	DXQPP1039C	0	0.00	N. A.
26.	Shah Priyanka Mangal	Non-Promoter	CFDPS0936R	0	0.00	N. A.
27.	Patel Kantilal Shivramdas	Non-Promoter	ASPPP0320B	0	0.00	N. A.
28.	Sushilaben Jagannath Trivedi	Non-Promoter	AAXPT1866G	0	0.00	N. A.
29.	Thakkar Bhagyashri	Non-Promoter	BXEPT6756L	0	0.00	N. A.
30.	Dharmil Rasiklal Mehta HUF	Non-Promoter	AAGHD6403C	0	0.00	N. A.
31.	Rashmi Jaiswal	Non-Promoter	AJBPJ3383K	0	0.00	N. A.
32.	Patel Nikhilkumar Hirabhai	Non-Promoter	ALIPP9374P	0	0.00	N. A.
33.	Harendrakumar Champaklal Mehta	Non-Promoter	ACDPM8952E	0	0.00	N. A.



ADDRESS: 601, Noble Trade Center, Nr. Bhuyangdev Cross Roads, Memnagar, Ahmedabad-380052

Contact No.: +91 7878338650 | E-mail: cshitarthshah@gmail.com



34.	Patel Parulben Babulal	Non-Promoter	BSZPP6340N	0	0.00	N. A.
35.	Anubhav Agrawal HUF	Non-Promoter	AAXHA6589D	0	0.00	N. A.
36.	Gohil Dhaval J	Non-Promoter	AULPG5631J	6000	0.03	Demat
37.	Suthar Dhaval Jayeshkumar	Non-Promoter	BFQPS9126B	727	0.00	Demat
38.	Patel Kantaben Jayantilal	Non-Promoter	AUBPP2580P	0	0.00	N. A.
39.	Chhavi Bhandari	Non-Promoter	EZNPB7325B	500	0.00	Demat
40.	Krupali M Purohit	Non-Promoter	BBTPP0618N	0	0.00	N. A.

8) Confirm the Pricing Methodology adopted for the proposed preferential issue along with detailed working of the same or Valuation report from independent registered valuer:

The Company has obtained Valuation Report dated 12th December, 2024 from CA Rashmi Shah, Registered Valuer (SFA), IBBI Registration No.: IBBI/RV/06/2018/10240, Chartered Accountant, and the copy of the same has been hosted on the website of the Company www.australianpremiumsolar.co.in

As per the said Valuation Report, the minimum price, in terms of Regulation 164(1) of the SEBI (Issue of Capital and Disclosure Requirements) Regulations, 2018, at which Equity Shares to be issued is ₹ 526.68 (Rupees Five Hundred Twenty Six and Sixty Eight Paise only).

Further, CA Rashmi Shah, the Registered Valuer, has adopted following Pricing Methodology for the proposed preferential issue;

Sr. No.	Valuation Approach	Value per Equity Share (in Rupees)	Weight (%)
1	Assets Approach – Net Assets Value Method	30.98	0.00
2	Income Approach – Profit Earning Capacity Value Method	204.23	0.00
3	Market Approach – SEBI ICDR Guidelines	526.68	100.00
Relative Value Per Share		526.68	


Accordingly, the minimum price of the Equity Shares of the Company having Face Value of Rupees 10/- each in terms of Chapter V of SEBI (Issue of Capital and Disclosure Requirements) Regulations, 2018 as at Relevant Date is ₹ 526.68 (Rupees Five Hundred Twenty Six and Sixty Eight Paise only).

For Detailed day wise trading volume for 90 trading days and 10 trading days prior to the relevant date for calculation of Minimum Issue Price as per prescribed under Chapter V of SEBI (Issue of Capital and Disclosure Requirements) Regulations, 2018 – Please refer Annexure – A.

For % of the total number of shares traded during the 240 trading days preceding the relevant date – Please refer Annexure – B.

9) The certificate shall specify the Stock exchange on which the highest trading volume in respect of the equity shares of the issuer has been recorded during the preceding 90 trading days prior to the relevant date.





The Company's Equity Share are listed only at one stock exchange i.e. Emerge Platform of National Stock Exchange of India Limited and accordingly, "Emerge Platform of National Stock Exchange of India Limited" is the Stock exchange on which the highest trading volume in respect of the equity shares of the issuer has been recorded during the preceding 90 trading days prior to the relevant date.

Conclusion

Based on the procedures performed as mentioned above, evidence obtained and information and explanations and representations provided by the Company's management, nothing has come to our attention that causes us to believe that the proposed preferential issue of equity Shares of the Company is not in accordance with the relevant aforesaid SEBI Regulations.

Restriction of use

This certificate has been issued at the request of the Company and is intended solely for the information and use of the Board of Directors and members of the Company in connection with the proposed preferential issue of equity Shares and listing thereof and as a result, this certificate may not be suitable for any other purpose. Accordingly, this certificate should not be quoted or referred to in any other document or made available to any other person or persons without our prior written consent. Also, we neither accept nor assume any duty or liability for any other purpose or to any other party to whom our certificate is shown nor into whose hands it may come without prior written consent.

For Hitarth S Shah & Associates,

Hitarth Sunilkumar Shah
Proprietor
ACS: 50728
C.P. No. 23616
PR No.: 5674/2024
UDIN: A050728F003371793






ANNEXURE – A

Calculation of minimum issue price as per prescribed under Chapter V of SEBI (Issue of Capital and Disclosure Requirements) Regulations, 2018

Date of EGM	Thursday, 09 th January, 2025
Relevant Date (30 days prior to EGM)	Tuesday, 10 th December, 2024

[A] Average of the volume weighted average price (VWAP) of the equity shares of Australian Premium Solar (India) Limited quoted on the National Stock Exchange of India Limited during the 90 trading days preceding the relevant date (considering relevant date as Tuesday, 10th December, 2024):

Day	Date	Total Turnover (INR)	Volume of traded shares
1	Wednesday, 31 July, 2024	2,81,75,500	60,000
2	Thursday, 1 August, 2024	4,73,56,450	1,05,000
3	Friday, 2 August, 2024	5,32,85,250	1,22,000
4	Monday, 5 August, 2024	2,28,70,425	52,000
5	Tuesday, 6 August, 2024	1,97,91,550	46,500
6	Wednesday, 7 August, 2024	2,33,73,325	55,500
7	Thursday, 8 August, 2024	2,56,72,425	57,500
8	Friday, 9 August, 2024	2,89,92,225	61,000
9	Monday, 12 August, 2024	2,15,66,125	43,000
10	Tuesday, 13 August, 2024	1,53,22,150	29,000
11	Wednesday, 14 August, 2024	4,65,71,075	89,500
12	Friday, 16 August, 2024	2,10,56,275	42,500
13	Monday, 19 August, 2024	2,69,67,500	55,000
14	Tuesday, 20 August, 2024	2,36,03,550	49,000
15	Wednesday, 21 August, 2024	1,83,92,575	38,500
16	Thursday, 22 August, 2024	1,70,40,625	35,500
17	Friday, 23 August, 2024	4,30,72,450	87,000
18	Monday, 26 August, 2024	3,72,06,950	73,500
19	Tuesday, 27 August, 2024	2,44,64,225	49,500
20	Wednesday, 28 August, 2024	1,26,49,875	26,000
21	Thursday, 29 August, 2024	2,81,97,250	58,500
22	Friday, 30 August, 2024	3,48,62,300	71,500
23	Monday, 2 September, 2024	1,93,77,350	38,500
24	Tuesday, 3 September, 2024	2,44,02,200	48,500
25	Wednesday, 4 September, 2024	2,43,93,000	48,500
26	Thursday, 5 September, 2024	2,50,28,850	49,500
27	Friday, 6 September, 2024	1,20,77,150	24,500
28	Monday, 9 September, 2024	1,11,58,750	23,000
29	Tuesday, 10 September, 2024	1,03,04,550	21,500
30	Wednesday, 11 September, 2024	45,31,525	9,500
31	Thursday, 12 September, 2024	66,34,875	14,000
32	Friday, 13 September, 2024	89,89,575	19,000
33	Monday, 16 September, 2024	1,35,63,525	29,000
34	Tuesday, 17 September, 2024	98,17,525	21,500
35	Wednesday, 18 September, 2024	1,31,41,650	29,000
36	Thursday, 19 September, 2024	2,00,83,050	45,000
37	Friday, 20 September, 2024	1,60,48,775	36,500
38	Monday, 23 September, 2024	94,62,650	21,500
39	Tuesday, 24 September, 2024	92,51,475	21,500
40	Wednesday, 25 September, 2024	98,84,625	22,000
41	Thursday, 26 September, 2024	1,63,31,625	35,500
42	Friday, 27 September, 2024	57,42,700	12,500
43	Monday, 30 September, 2024	97,74,425	21,500
44	Tuesday, 1 October, 2024	40,39,775	9,000
45	Thursday, 3 October, 2024	1,06,80,175	24,500





Day	Date	Total Turnover (INR)	Volume of traded shares
46	Friday, 4 October, 2024	1,08,31,525	25,000
47	Monday, 7 October, 2024	3,03,86,025	72,000
48	Tuesday, 8 October, 2024	1,43,84,075	34,500
49	Wednesday, 9 October, 2024	51,50,850	11,500
50	Thursday, 10 October, 2024	2,59,86,350	55,500
51	Friday, 11 October, 2024	3,60,41,075	74,500
52	Monday, 14 October, 2024	75,16,800	14,500
53	Tuesday, 15 October, 2024	65,31,600	12,000
54	Wednesday, 16 October, 2024	1,82,88,000	32,000
55	Thursday, 17 October, 2024	4,81,68,600	86,000
56	Friday, 18 October, 2024	49,40,100	9,000
57	Monday, 21 October, 2024	24,20,775	4,500
58	Tuesday, 22 October, 2024	21,08,800	4,000
59	Wednesday, 23 October, 2024	4,42,52,175	85,500
60	Thursday, 24 October, 2024	2,25,02,475	43,500
61	Friday, 25 October, 2024	22,33,125	4,500
62	Monday, 28 October, 2024	2,11,74,750	43,500
63	Tuesday, 29 October, 2024	76,34,200	16,000
64	Wednesday, 30 October, 2024	2,54,83,000	53,000
65	Thursday, 31 October, 2024	1,91,32,200	40,500
66	Friday, 1 November, 2024	46,22,225	9,500
67	Monday, 4 November, 2024	2,10,70,188	44,000
68	Tuesday, 5 November, 2024	2,70,79,875	55,500
69	Wednesday, 6 November, 2024	1,76,19,313	35,750
70	Thursday, 7 November, 2024	1,47,37,288	29,500
71	Friday, 8 November, 2024	1,89,14,663	36,750
72	Monday, 11 November, 2024	92,58,613	18,250
73	Tuesday, 12 November, 2024	1,55,86,025	31,500
74	Wednesday, 13 November, 2024	3,80,76,075	77,250
75	Thursday, 14 November, 2024	2,00,33,050	39,500
76	Monday, 18 November, 2024	74,27,463	14,750
77	Tuesday, 19 November, 2024	92,68,900	18,250
78	Thursday, 21 November, 2024	1,34,16,013	26,750
79	Friday, 22 November, 2024	1,21,51,850	23,500
80	Monday, 25 November, 2024	3,92,17,288	72,250
81	Tuesday, 26 November, 2024	2,80,56,625	52,250
82	Wednesday, 27 November, 2024	1,85,72,000	35,500
83	Thursday, 28 November, 2024	2,78,14,338	52,500
84	Friday, 29 November, 2024	3,13,50,313	59,000
85	Monday, 2 December, 2024	1,62,78,363	31,250
86	Tuesday, 3 December, 2024	2,07,71,575	40,250
87	Wednesday, 4 December, 2024	1,79,58,413	34,750
88	Thursday, 5 December, 2024	1,39,24,913	27,250
89	Friday, 6 December, 2024	2,40,57,225	46,250
90	Monday, 9 December, 2024	3,50,60,413	65,000
	Total	1,77,26,99,375	36,31,500
VWAP of 90 trading days volume weighted average price ("VWAP") preceding the relevant date (INR)			488.15



ADDRESS: 601, Noble Trade Center, Nr. Bhuyangdev Cross Roads, Memnagar, Ahmedabad-380052

Contact No.: +91 7878338650 | E-mail: cshitarthshah@gmail.com





[B] Average of the volume weighted average price (VWAP) of the equity shares of Australian Premium Solar (India) Limited quoted on the National Stock Exchange of India Limited during the 10 trading days preceding the relevant date (Considering relevant date as Tuesday, 10th December, 2024):

Day	Date	Total Turnover (INR)	Volume of traded shares
1	Tuesday, 26 November, 2024	2,80,56,625	52,250
2	Wednesday, 27 November, 2024	1,85,72,000	35,500
3	Thursday, 28 November, 2024	2,78,14,338	52,500
4	Friday, 29 November, 2024	3,13,50,313	59,000
5	Monday, 2 December, 2024	1,62,78,363	31,250
6	Tuesday, 3 December, 2024	2,07,71,575	40,250
7	Wednesday, 4 December, 2024	1,79,58,413	34,750
8	Thursday, 5 December, 2024	1,39,24,913	27,250
9	Friday, 6 December, 2024	2,40,57,225	46,250
10	Monday, 9 December, 2024	3,50,60,413	65,000
	Total	23,38,44,175	4,44,000
VWAP of 10 trading days volume weighted average price ("VWAP") preceding the relevant date (INR)			526.68

Determination of value per equity share of Australian Premium Solar (India) Limited using the SEBI (Issue of Capital and Disclosure Requirements) Regulations, 2018 guidelines under Market Price method

Valuation of equity shares of Australian Premium Solar (India) Limited using Market Price method	
A] Average of 90 Trading Days VWAP	488.15
B] Average of 10 Trading Days VWAP	526.68
Applicable Minimum Price (Higher of the A and B)	526.68





ANNEXURE – B

% of the total number of shares traded during the 240 trading days preceding the relevant date

Number	Date and Day	Number of shares traded on NSE
1	Thursday, December 21, 2023	-
2	Friday, December 22, 2023	-
3	Tuesday, December 26, 2023	-
4	Wednesday, December 27, 2023	-
5	Thursday, December 28, 2023	-
6	Friday, December 29, 2023	-
7	Monday, January 1, 2024	-
8	Tuesday, January 2, 2024	-
9	Wednesday, January 3, 2024	-
10	Thursday, January 4, 2024	-
11	Friday, January 5, 2024	-
12	Monday, January 8, 2024	-
13	Tuesday, January 9, 2024	-
14	Wednesday, January 10, 2024	-
15	Thursday, January 11, 2024	-
16	Friday, January 12, 2024	-
17	Monday, January 15, 2024	-
18	Tuesday, January 16, 2024	-
19	Wednesday, January 17, 2024	-
20	Thursday, January 18, 2024	2,184,000
21	Friday, January 19, 2024	126,000
22	Saturday, January 20, 2024	40,000
23	Tuesday, January 23, 2024	510,000
24	Wednesday, January 24, 2024	644,000
25	Thursday, January 25, 2024	30,000
26	Monday, January 29, 2024	44,000
27	Tuesday, January 30, 2024	1,276,000
28	Wednesday, January 31, 2024	414,000
29	Thursday, February 1, 2024	142,000
30	Friday, February 2, 2024	354,000
31	Monday, February 5, 2024	378,000
32	Tuesday, February 6, 2024	136,000
33	Wednesday, February 7, 2024	842,000
34	Thursday, February 8, 2024	14,000
35	Friday, February 9, 2024	14,000
36	Monday, February 12, 2024	1,124,000
37	Tuesday, February 13, 2024	506,000
38	Wednesday, February 14, 2024	160,000
39	Thursday, February 15, 2024	344,000
40	Friday, February 16, 2024	398,000





Number	Date and Day	Number of shares traded on NSE
41	Monday, 19 February, 2024	1,06,000
42	Tuesday, 20 February, 2024	2,84,000
43	Wednesday, 21 February, 2024	1,30,000
44	Thursday, 22 February, 2024	98,000
45	Friday, 23 February, 2024	1,46,000
46	Monday, 26 February, 2024	6,22,000
47	Tuesday, 27 February, 2024	1,14,000
48	Wednesday, 28 February, 2024	1,06,000
49	Thursday, 29 February, 2024	1,60,000
50	Friday, 1 March, 2024	2,00,000
51	Saturday, 2 March, 2024	1,48,000
52	Monday, 4 March, 2024	94,000
53	Tuesday, 5 March, 2024	1,62,000
54	Wednesday, 6 March, 2024	64,000
55	Thursday, 7 March, 2024	1,62,000
56	Monday, 11 March, 2024	62,000
57	Tuesday, 12 March, 2024	2,14,000
58	Wednesday, 13 March, 2024	90,000
59	Thursday, 14 March, 2024	2,78,000
60	Friday, 15 March, 2024	82,000
61	Monday, 18 March, 2024	42,000
62	Tuesday, 19 March, 2024	52,000
63	Wednesday, 20 March, 2024	98,000
64	Thursday, 21 March, 2024	78,000
65	Friday, 22 March, 2024	70,000
66	Tuesday, 26 March, 2024	1,42,000
67	Wednesday, 27 March, 2024	3,86,000
68	Thursday, 28 March, 2024	1,38,000
69	Monday, 1 April, 2024	1,40,000
70	Tuesday, 2 April, 2024	92,000
71	Wednesday, 3 April, 2024	66,000
72	Thursday, 4 April, 2024	54,000
73	Friday, 5 April, 2024	50,000
74	Monday, 8 April, 2024	24,000
75	Tuesday, 9 April, 2024	22,000
76	Wednesday, 10 April, 2024	1,18,000
77	Friday, 12 April, 2024	1,16,000
78	Monday, 15 April, 2024	94,000
79	Tuesday, 16 April, 2024	1,14,000
80	Thursday, 18 April, 2024	1,08,000





Number	Date and Day	Number of shares traded on NSE
81	Friday, 19 April, 2024	2,44,000
82	Monday, 22 April, 2024	24,000
83	Tuesday, 23 April, 2024	22,000
84	Wednesday, 24 April, 2024	6,00,000
85	Thursday, 25 April, 2024	1,22,000
86	Friday, 26 April, 2024	68,000
87	Monday, 29 April, 2024	69,000
88	Tuesday, 30 April, 2024	22,500
89	Thursday, 2 May, 2024	5,70,000
90	Friday, 3 May, 2024	2,50,000
91	Monday, 6 May, 2024	1,87,500
92	Tuesday, 7 May, 2024	1,22,000
93	Wednesday, 8 May, 2024	90,500
94	Thursday, 9 May, 2024	1,80,500
95	Friday, 10 May, 2024	3,63,000
96	Monday, 13 May, 2024	3,30,500
97	Tuesday, 14 May, 2024	90,500
98	Wednesday, 15 May, 2024	3,92,000
99	Thursday, 16 May, 2024	2,12,500
100	Friday, 17 May, 2024	1,61,000
101	Saturday, 18 May, 2024	76,500
102	Tuesday, 21 May, 2024	1,59,000
103	Wednesday, 22 May, 2024	3,15,500
104	Thursday, 23 May, 2024	84,000
105	Friday, 24 May, 2024	65,000
106	Monday, 27 May, 2024	2,32,500
107	Tuesday, 28 May, 2024	1,03,500
108	Wednesday, 29 May, 2024	2,53,500
109	Thursday, 30 May, 2024	1,15,500
110	Friday, 31 May, 2024	1,03,000
111	Monday, 3 June, 2024	26,000
112	Tuesday, 4 June, 2024	2,73,500
113	Wednesday, 5 June, 2024	1,52,000
114	Thursday, 6 June, 2024	1,41,000
115	Friday, 7 June, 2024	1,00,000
116	Monday, 10 June, 2024	3,59,000
117	Tuesday, 11 June, 2024	2,41,000
118	Wednesday, 12 June, 2024	6,40,500
119	Thursday, 13 June, 2024	2,32,000
120	Friday, 14 June, 2024	1,91,500




ADDRESS: 601, Noble Trade Center, Nr. Bhuyangdev Cross Roads, Memnagar, Ahmedabad-380052

Contact No.: +91 7878338650 | E-mail: cshitarthshah@gmail.com



Number	Date and Day	Number of shares traded on NSE
121	Tuesday, 18 June, 2024	2,23,000
122	Wednesday, 19 June, 2024	1,26,000
123	Thursday, 20 June, 2024	2,03,000
124	Friday, 21 June, 2024	2,03,000
125	Monday, 24 June, 2024	2,93,000
126	Tuesday, 25 June, 2024	16,500
127	Wednesday, 26 June, 2024	52,500
128	Thursday, 27 June, 2024	3,21,000
129	Friday, 28 June, 2024	3,67,500
130	Monday, 1 July, 2024	85,000
131	Tuesday, 2 July, 2024	67,500
132	Wednesday, 3 July, 2024	45,500
133	Thursday, 4 July, 2024	2,19,500
134	Friday, 5 July, 2024	2,45,000
135	Monday, 8 July, 2024	1,89,500
136	Tuesday, 9 July, 2024	1,48,000
137	Wednesday, 10 July, 2024	2,96,500
138	Thursday, 11 July, 2024	1,14,000
139	Friday, 12 July, 2024	1,70,500
140	Monday, 15 July, 2024	1,40,000
141	Tuesday, 16 July, 2024	40,500
142	Thursday, 18 July, 2024	55,500
143	Friday, 19 July, 2024	52,000
144	Monday, 22 July, 2024	39,000
145	Tuesday, 23 July, 2024	53,000
146	Wednesday, 24 July, 2024	21,500
147	Thursday, 25 July, 2024	29,000
148	Friday, 26 July, 2024	39,000
149	Monday, 29 July, 2024	54,000
150	Tuesday, 30 July, 2024	38,500
151	Wednesday, 31 July, 2024	60,000
152	Thursday, 1 August, 2024	1,05,000
153	Friday, 2 August, 2024	1,22,000
154	Monday, 5 August, 2024	52,000
155	Tuesday, 6 August, 2024	46,500
156	Wednesday, 7 August, 2024	55,500
157	Thursday, 8 August, 2024	57,500
158	Friday, 9 August, 2024	61,000
159	Monday, 12 August, 2024	43,000
160	Tuesday, 13 August, 2024	29,000





Number	Date and Day	Number of shares traded on NSE
161	Wednesday, 14 August, 2024	89,500
162	Friday, 16 August, 2024	42,500
163	Monday, 19 August, 2024	55,000
164	Tuesday, 20 August, 2024	49,000
165	Wednesday, 21 August, 2024	38,500
166	Thursday, 22 August, 2024	35,500
167	Friday, 23 August, 2024	87,000
168	Monday, 26 August, 2024	73,500
169	Tuesday, 27 August, 2024	49,500
170	Wednesday, 28 August, 2024	26,000
171	Thursday, 29 August, 2024	58,500
172	Friday, 30 August, 2024	71,500
173	Monday, 2 September, 2024	38,500
174	Tuesday, 3 September, 2024	48,500
175	Wednesday, 4 September, 2024	48,500
176	Thursday, 5 September, 2024	49,500
177	Friday, 6 September, 2024	24,500
178	Monday, 9 September, 2024	23,000
179	Tuesday, 10 September, 2024	21,500
180	Wednesday, 11 September, 2024	9,500
181	Thursday, 12 September, 2024	14,000
182	Friday, 13 September, 2024	19,000
183	Monday, 16 September, 2024	29,000
184	Tuesday, 17 September, 2024	21,500
185	Wednesday, 18 September, 2024	29,000
186	Thursday, 19 September, 2024	45,000
187	Friday, 20 September, 2024	36,500
188	Monday, 23 September, 2024	21,500
189	Tuesday, 24 September, 2024	21,500
190	Wednesday, 25 September, 2024	22,000
191	Thursday, 26 September, 2024	35,500
192	Friday, 27 September, 2024	12,500
193	Monday, 30 September, 2024	21,500
194	Tuesday, 1 October, 2024	9,000
195	Thursday, 3 October, 2024	24,500
196	Friday, 4 October, 2024	25,000
197	Monday, 7 October, 2024	72,000
198	Tuesday, 8 October, 2024	34,500
199	Wednesday, 9 October, 2024	11,500
200	Thursday, 10 October, 2024	55,500



ADDRESS: 601, Noble Trade Center, Nr. Bhuyangdev Cross Roads, Memnagar, Ahmedabad-380052

Contact No.: +91 7878338650 | E-mail: cshitarthshah@gmail.com



Number	Date and Day	Number of shares traded on NSE
201	Friday, 11 October, 2024	74,500
202	Monday, 14 October, 2024	14,500
203	Tuesday, 15 October, 2024	12,000
204	Wednesday, 16 October, 2024	32,000
205	Thursday, 17 October, 2024	86,000
206	Friday, 18 October, 2024	9,000
207	Monday, 21 October, 2024	4,500
208	Tuesday, 22 October, 2024	4,000
209	Wednesday, 23 October, 2024	85,500
210	Thursday, 24 October, 2024	43,500
211	Friday, 25 October, 2024	4,500
212	Monday, 28 October, 2024	43,500
213	Tuesday, 29 October, 2024	16,000
214	Wednesday, 30 October, 2024	53,000
215	Thursday, 31 October, 2024	40,500
216	Friday, 1 November, 2024	9,500
217	Monday, 4 November, 2024	44,000
218	Tuesday, 5 November, 2024	55,500
219	Wednesday, 6 November, 2024	35,750
220	Thursday, 7 November, 2024	29,500
221	Friday, 8 November, 2024	36,750
222	Monday, 11 November, 2024	18,250
223	Tuesday, 12 November, 2024	31,500
224	Wednesday, 13 November, 2024	77,250
225	Thursday, 14 November, 2024	39,500
226	Monday, 18 November, 2024	14,750
227	Tuesday, 19 November, 2024	18,250
228	Thursday, 21 November, 2024	26,750
229	Friday, 22 November, 2024	23,500
230	Monday, 25 November, 2024	72,250
231	Tuesday, 26 November, 2024	52,250
232	Wednesday, 27 November, 2024	35,500
233	Thursday, 28 November, 2024	52,500
234	Friday, 29 November, 2024	59,000
235	Monday, 2 December, 2024	31,250
236	Tuesday, 3 December, 2024	40,250
237	Wednesday, 4 December, 2024	34,750
238	Thursday, 5 December, 2024	27,250
239	Friday, 6 December, 2024	46,250
240	Monday, 9 December, 2024	65,000
Total traded quantity during the 240 trading days preceding the relevant date		3,05,72,000
Total number of shares outstanding		1,97,40,000
% of shares traded during the 240 days preceding the relevant date		154.87%

