

MAX+ SERIES

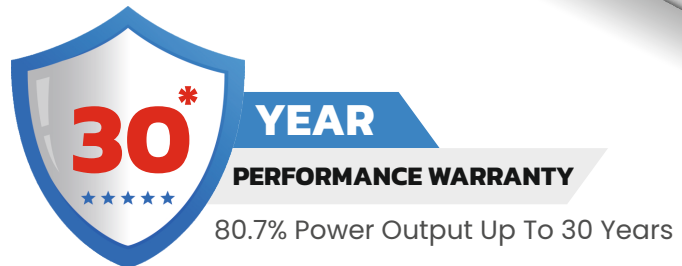


N-TYPE

TOPCON MODULES

405Wp - 440Wp

BIFACIAL DUAL GLASS



- Australian Brand manufactured with APS's high standards of design & quality control
- PV Modules with highly reliable and enhanced crack tolerant cells to minimize micro-cracks.
- PV Modules with positive tolerance that delivers reliable higher output.
- PV Modules having high concentrated Photovoltaic cells for better conversion efficiency
- PV Modules made from Half Cut Cells for optimum performance
- Split twin peak junction boxes with special heat dissipation design for minimizing leakage current
- PV Modules with high PID resistance
- High PV Energy yields even under low light and cloudy conditions
- PV Modules made from premium quality Raw Materials and advanced manufacturing processes to guarantee reliability



MADE IN 
INDIA

ELECTRICAL TYPICAL VALUE

Model	APSTM-405/108	APSTM-410/108	APSTM-415/108	APSTM-420/108	APSTM-425/108	APSTM-430/108	APSTM-435/108	APSTM-440/108
Maximum Power (Pmax)	405	410	415	420	425	430	435	440
Maximum Power Voltage (Vmp)	32.81	32.85	32.89	32.93	32.97	33.01	33.05	33.09
Maximum Power Current (Imp)	12.35	12.49	12.62	12.76	12.9	13.03	13.17	13.3
Open Circuit Voltage (Voc)	38.24	38.28	38.32	38.36	38.4	38.44	38.48	38.52
Short Circuit Current (Isc)	12.97	13.11	13.25	13.4	13.55	13.68	13.83	13.97
Module Efficiency	20.75	21.01	21.26	21.52	21.78	22.03	22.29	22.54

DIMENSIONS CHARACTERISTICS

Dimensions	1722 x 1134 x 35 *
Weight	20.0 Kg *

MECHANICAL CHARACTERISTICS

No. of Cells	108
Cable	No.12 AWG, 4MM ² (300mm Standard)
PV Connectors	MC4 Compatible
Frame	Anodized Aluminum Alloy
junction Box	IP68 Split Junction box with 3 bypass diodes
Glass (Front)	2.0mm AR Coated low iron heat Strengthened
Glass (Back)	2.0mm Low iron heat Strengthened

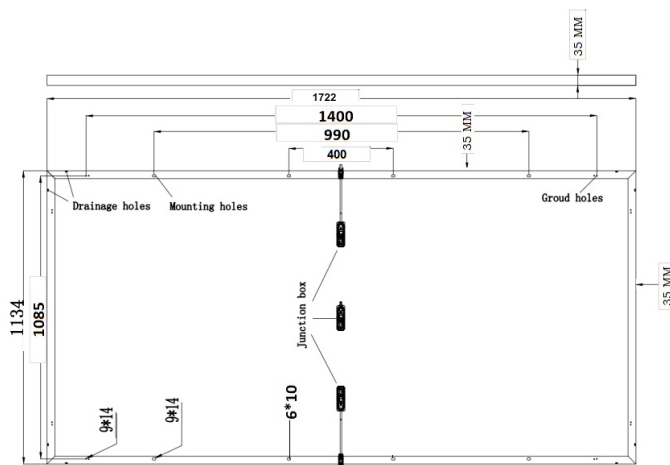
OPERATING CONDITIONS

Temperature, °C	-40 TO +85
Max. System Voltage/VDC	1500
Hail impact velocity, m/sec	23
Max. Surface load capacity, Pa	5400
Max. Wind speed capacity, Pa	2400
Series fuse rating, A	25

CELL TEMPERATURE COEFFICIENT BI-FACIAL

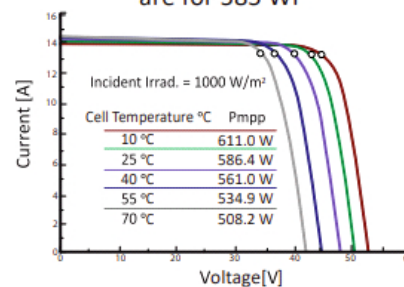
Open Circuit Voltage	-0.25% / °C
Short Circuit Current	+0.05% / °C
Peak Power	-0.29% / °C

- Test uncertainty for Pmax ± 3%
- Bi-facial gain subject to mounting structure specifications and albedo % of ground

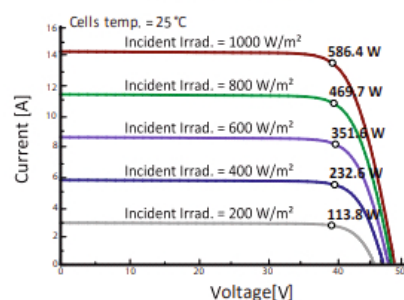


IV Curves

Cell temperature sensitivity chart are for 585 WP



Incident irradiance sensitivity chart are for 585 WP



Note :

The Specifications in this datasheet are subject subject to change without any notice.
 The Electrical data given here is for reference purpose only.
 Please contact our sales team for any customized solutions.
 Please read safety and installation instructions before using the product.
 Subject to Ahmedabad Jurisdiction.

*Warranty :

Please read APS India warranty documents thoroughly on <http://australianpremiumsolar.co.in/warranty/>

Toll Free : 1800-313-5052

Corporate Office : 301, 3rd floor, Satyamev Eminence, Nr. Shukan Mall, Science City Road, Ahmedabad, Gujarat - 380060.

Factory : At & Post - Tajpur, N.H.-08, Ta - Prantij, Dist - Sabarkantha, Gujarat-383205 (India).

* The images shown are for illustration purposes only and may not be an exact representation of the product.