



To,
Manager - Listing Compliance
National Stock Exchange of India Limited
'Exchange Plaza', C-1, Block G,
Bandra Kurla Complex, Bandra (E),
Mumbai - 400 051

Date: 29/04/2025

Dear Sir/Madam,

Sub: Application for "In-principle approval" prior to issue and allotment of 3,50,000 Equity Shares and 70,000 Fully Convertible Warrants into Equity Shares on preferential basis under Regulation 28(1) of the SEBI (Listing Obligations and Disclosure Requirements) Regulations, 2015.

In connection with above application for in-principle approval, we hereby confirm and certify that:

- 1) We, Hitarth S Shah & Associates, Practicing Company Secretaries, Ahmedabad, hereby certify that the minimum issue price for the proposed preferential issue of **Australian Premium Solar (India) Limited** [Formerly known as Australian Premium Solar (India) Pvt. Ltd.], based on the pricing formula prescribed under regulation 164 of Chapter V of SEBI (Issue of Capital and Disclosure Requirements) Regulations, 2018 has been worked out at ₹ 432.65/-.
- 2) The relevant date for the purpose of said minimum issue price was Wednesday, 23rd April, 2025.
- 3) We hereby certify that the Articles of Association does not provides for a method of determination of price therefore the price determined under Regulation 164 of Chapter V of SEBI (Issue of Capital and Disclosure Requirements) Regulations, 2018, shall be considered as the minimum price for equity shares to be allotted pursuant to the preferential issue.
- 4) We have obtained confirmation from the Company and confirmed the pre-preferential holding of equity shares of the Company held by the proposed allottees and such pre-preferential holding is held in the dematerialized form.
- 5) The working for arriving at such minimum issue price have been attached herewith.
- 6) The trading volume in respect of the Equity Shares of the issues recorded during preceding 90 trading days prior to the relevant date on National Stock Exchange of India Limited ("NSE") has been taken since the issuer is listed on NSE EMERGE only.
- 7) In respect of Lock-in as specified in Regulation 167 of SEBI (Issue of Capital and Disclosure Requirements) Regulations, 2018, we have verified the content of the Notice that it includes the lock-in provisions of Equity Shares allotted on Preferential Basis to the Proposed Allottees. The Proposed Allottees are holding Equity Shares of the Company as on Relevant Date and accordingly, the lock in of pre-preferential allotment shareholding of the proposed allottees is as follows. The entire pre-preferential holding of the allottee(s) is in dematerialized form. Further please note that no sale or transfer has been made during the period pre-preferential holdings should have been kept in lock in.



ADDRESS: 601, Noble Trade Center, Nr. Bhuyangdev Cross Roads, Memnagar, Ahmedabad-380052

Contact No.: +91 7878338650 | E-mail: cshitarthshah@gmail.com



Sr. No.	Name of the Allottee	Category of the allottee as per Regulation 31(1) of SEBI (Listing Obligations and Disclosure Requirements) Regulations, 2015	PAN of the Allottee	Pre-Preferential Holding		Form of Holding (Physical/ Demat)
				No. of Shares	% of Holding	
1.	Nikunj Kumar Chimanlal Patel	Promoter	BLPPP4410C	7415400	37.57	Demat
2.	Nitaben Alpeshbhai Patel	Non-Promoter	ACRPP5594K	134500	0.68	Demat
3.	Hency Monil Patel	Non-Promoter	BGNPR6002H	132000	0.67	Demat

8) Confirm the Pricing Methodology adopted for the proposed preferential issue along with detailed working of the same or Valuation report from independent registered valuer:

The Minimum Issue Price, in terms of Regulation 164(1) read with Chapter V of the SEBI (Issue of Capital and Disclosure Requirements) Regulations, 2018 under the Market Price Method, at which Equity Shares are to be issued is ₹ 432.65 (Rupees Four Hundred Thirty-Two and Sixty-Five Paise only). This Preferential Issue will not result in change in control of the Company and also there is no allottee or allottees, acting in concert, to whom allotment of more than 5% of the post issue fully diluted share capital of the Company is proposed to be made. So, the Valuation Report is not applicable to the Company.

For Detailed day wise trading volume for 90 trading days and 10 trading days prior to the relevant date for calculation of Minimum Issue Price as per prescribed under Chapter V of SEBI (Issue of Capital and Disclosure Requirements) Regulations, 2018:– Please refer Annexure – A.

For % of the total number of shares traded during the 240 trading days preceding the relevant date:– Please refer Annexure – B.

9) The certificate shall specify the Stock exchange on which the highest trading volume in respect of the equity shares of the issuer has been recorded during the preceding 90 trading days prior to the relevant date.

The Company's Equity Share are listed only at one stock exchange i.e. Emerge Platform of National Stock Exchange of India Limited and accordingly, "Emerge Platform of National Stock Exchange of India Limited" is the Stock exchange on which the highest trading volume in respect of the equity shares of the issuer has been recorded during the preceding 90 trading days prior to the relevant date.

Conclusion

Based on the procedures performed as mentioned above, evidence obtained and information and explanations and representations provided by the Company's management, nothing has come to our attention that causes us to believe that the proposed preferential issue of equity Shares of the Company is not in accordance with the relevant aforesaid SEBI Regulations.






Restriction of use

This certificate has been issued at the request of the Company and is intended solely for the information and use of the Board of Directors and members of the Company in connection with the proposed preferential issue of equity Shares and listing thereof and as a result, this certificate may not be suitable for any other purpose. Accordingly, this certificate should not be quoted or referred to in any other document or made available to any other person or persons without our prior written consent. Also, we neither accept nor assume any duty or liability for any other purpose or to any other party to whom our certificate is shown nor into whose hands it may come without prior written consent.

For Hitarth S Shah & Associates,

Hitarth Sunilkumar Shah
Proprietor
ACS: 50728
C.P. No. 23616
PR No.: 5674/2024
UDIN: A050728G000225232






ANNEXURE – A

Calculation of minimum issue price as per prescribed under Chapter V of SEBI (Issue of Capital and Disclosure Requirements) Regulations, 2018

Date of EGM	Friday, 23 rd May, 2025
Relevant Date (30 days prior to EGM)	Wednesday, 23 rd April, 2025


[A] Average of the volume weighted average price (VWAP) of the equity shares of Australian Premium Solar (India) Limited quoted on the National Stock Exchange of India Limited during the 90 trading days preceding the relevant date (considering relevant date as Wednesday, 23rd April, 2025):

Number	Day and Date	Total Turnover (INR)	Volume of Traded Shares (NSE)
1	Tuesday, 10 December, 2024	3,25,61,625	60,000
2	Wednesday, 11 December, 2024	2,88,66,875	53,500
3	Thursday, 12 December, 2024	2,18,44,125	40,500
4	Friday, 13 December, 2024	2,29,29,150	43,250
5	Monday, 16 December, 2024	6,79,14,200	1,25,250
6	Tuesday, 17 December, 2024	2,77,81,400	51,500
7	Wednesday, 18 December, 2024	2,81,18,325	52,250
8	Thursday, 19 December, 2024	1,58,71,013	29,750
9	Friday, 20 December, 2024	2,73,38,325	51,500
10	Monday, 23 December, 2024	2,60,94,450	50,000
11	Tuesday, 24 December, 2024	1,80,34,725	34,250
12	Thursday, 26 December, 2024	1,28,25,925	24,750
13	Friday, 27 December, 2024	2,28,31,375	44,500
14	Monday, 30 December, 2024	1,30,26,513	26,000
15	Tuesday, 31 December, 2024	1,31,90,500	26,250
16	Wednesday, 01 January, 2025	1,46,20,363	29,250
17	Thursday, 02 January, 2025	3,55,45,075	69,000
18	Friday, 03 January, 2025	2,32,87,650	43,750
19	Monday, 06 January, 2025	1,52,14,363	29,500
20	Tuesday, 07 January, 2025	1,70,59,488	32,750
21	Wednesday, 08 January, 2025	1,73,17,638	33,500
22	Thursday, 09 January, 2025	2,54,49,038	49,500
23	Friday, 10 January, 2025	1,84,77,150	36,750
24	Monday, 13 January, 2025	4,72,99,350	96,250
25	Tuesday, 14 January, 2025	1,76,89,738	35,750
26	Wednesday, 15 January, 2025	2,52,15,775	50,750
27	Thursday, 16 January, 2025	1,53,49,088	31,250
28	Friday, 17 January, 2025	1,06,91,250	22,000
29	Monday, 20 January, 2025	2,14,48,300	44,750
30	Tuesday, 21 January, 2025	2,39,00,600	51,250
31	Wednesday, 22 January, 2025	3,29,61,063	72,500
32	Thursday, 23 January, 2025	1,86,19,513	40,250
33	Friday, 24 January, 2025	4,33,44,263	95,000
34	Monday, 27 January, 2025	1,53,68,125	35,250
35	Tuesday, 28 January, 2025	71,80,450	17,500
36	Wednesday, 29 January, 2025	6,15,36,150	1,53,250
37	Thursday, 30 January, 2025	3,19,07,763	79,250
38	Friday, 31 January, 2025	3,09,31,425	77,500





Number	Day and Date	Total Turnover (INR)	Volume of Traded Shares (NSE)
39	Saturday, 01 February, 2025	2,45,64,775	60,750
40	Monday, 03 February, 2025	5,90,40,300	1,46,500
41	Tuesday, 04 February, 2025	3,57,88,000	84,250
42	Wednesday, 05 February, 2025	2,32,81,550	52,250
43	Thursday, 06 February, 2025	2,35,78,313	52,000
44	Friday, 07 February, 2025	4,12,27,125	86,750
45	Monday, 10 February, 2025	3,62,58,213	74,500
46	Tuesday, 11 February, 2025	5,63,30,813	1,22,500
47	Wednesday, 12 February, 2025	5,20,82,888	1,10,750
48	Thursday, 13 February, 2025	12,72,85,188	2,58,000
49	Friday, 14 February, 2025	7,49,31,863	1,56,000
50	Monday, 17 February, 2025	9,13,33,700	2,09,000
51	Tuesday, 18 February, 2025	10,70,88,113	2,68,500
52	Wednesday, 19 February, 2025	4,57,53,013	1,13,000
53	Thursday, 20 February, 2025	2,27,14,250	54,250
54	Friday, 21 February, 2025	2,06,36,713	47,750
55	Monday, 24 February, 2025	1,75,40,138	42,750
56	Tuesday, 25 February, 2025	58,87,788	14,000
57	Thursday, 27 February, 2025	1,55,22,288	37,500
58	Friday, 28 February, 2025	2,02,10,788	48,500
59	Monday, 03 March, 2025	3,26,57,975	78,250
60	Tuesday, 04 March, 2025	4,87,64,088	1,17,750
61	Wednesday, 05 March, 2025	2,13,31,850	49,750
62	Thursday, 06 March, 2025	2,00,67,325	45,250
63	Friday, 07 March, 2025	1,86,00,813	42,500
64	Monday, 10 March, 2025	1,57,32,650	36,500
65	Tuesday, 11 March, 2025	2,80,04,613	66,750
66	Wednesday, 12 March, 2025	4,16,03,400	1,01,250
67	Thursday, 13 March, 2025	2,73,22,213	68,000
68	Monday, 17 March, 2025	4,84,33,625	1,26,000
69	Tuesday, 18 March, 2025	5,74,53,175	1,50,500
70	Wednesday, 19 March, 2025	5,32,39,338	1,34,750
71	Thursday, 20 March, 2025	3,34,07,425	83,750
72	Friday, 21 March, 2025	1,79,87,000	45,250
73	Monday, 24 March, 2025	4,53,79,238	1,14,250
74	Tuesday, 25 March, 2025	5,42,60,713	1,38,500
75	Wednesday, 26 March, 2025	5,16,98,050	1,36,750
76	Thursday, 27 March, 2025	3,63,44,388	97,750
77	Friday, 28 March, 2025	7,79,62,613	2,12,250
78	Tuesday, 01 April, 2025	3,39,64,438	91,250
79	Wednesday, 02 April, 2025	2,29,08,763	60,750
80	Thursday, 03 April, 2025	9,28,57,738	2,40,750
81	Friday, 04 April, 2025	1,61,74,525	42,000
82	Monday, 07 April, 2025	1,99,28,875	55,750
83	Tuesday, 08 April, 2025	3,73,45,700	1,02,000
84	Wednesday, 09 April, 2025	3,43,02,350	91,500
85	Friday, 11 April, 2025	3,40,65,250	90,000
86	Tuesday, 15 April, 2025	3,64,68,875	95,000
87	Wednesday, 16 April, 2025	4,28,25,950	1,07,000
88	Thursday, 17 April, 2025	3,69,03,238	94,000
89	Monday, 21 April, 2025	12,90,69,213	3,05,000
90	Tuesday, 22 April, 2025	8,29,63,188	1,98,000
TOTAL		3,20,07,26,538	73,98,000
VWAP of 90 Trading Days Volume Weighted Average Price ("VWAP") preceding the Relevant Date (INR)			432.65





[B] Average of the volume weighted average price (VWAP) of the equity shares of Australian Premium Solar (India) Limited quoted on the National Stock Exchange of India Limited during the 10 trading days preceding the relevant date (Considering relevant date as Wednesday, 23rd April, 2025):

Day	Day and Date	Total Turnover (INR)	Volume of Traded Shares (NSE)
1	Friday, 04 April, 2025	1,61,74,525	42,000
2	Monday, 07 April, 2025	1,99,28,875	55,750
3	Tuesday, 08 April, 2025	3,73,45,700	1,02,000
4	Wednesday, 09 April, 2025	3,43,02,350	91,500
5	Friday, 11 April, 2025	3,40,65,250	90,000
6	Tuesday, 15 April, 2025	3,64,68,875	95,000
7	Wednesday, 16 April, 2025	4,28,25,950	1,07,000
8	Thursday, 17 April, 2025	3,69,03,238	94,000
9	Monday, 21 April, 2025	12,90,69,213	3,05,000
10	Tuesday, 22 April, 2025	8,29,63,188	1,98,000
TOTAL		47,00,47,163	11,80,250
VWAP of 10 Trading Days Volume Weighted Average Price ("VWAP") preceding the Relevant Date (INR)			398.26

Determination of value per equity share of Australian Premium Solar (India) Limited using the SEBI (Issue of Capital and Disclosure Requirements) Regulations, 2018 guidelines under Market Price method

Valuation of equity shares of Australian Premium Solar (India) Limited using Market Price method	
A] Average of 90 Trading Days VWAP	432.65
B] Average of 10 Trading Days VWAP	398.26
Applicable Minimum Price (Higher of the A and B)	432.65







ANNEXURE – B

% of the total number of shares traded during the 240 trading days preceding the relevant date

Number	Day and Date	Number of Shares traded on NSE
1	Monday, 06 May, 2024	1,87,500
2	Tuesday, 07 May, 2024	1,22,000
3	Wednesday, 08 May, 2024	90,500
4	Thursday, 09 May, 2024	1,80,500
5	Friday, 10 May, 2024	3,63,000
6	Monday, 13 May, 2024	3,30,500
7	Tuesday, 14 May, 2024	90,500
8	Wednesday, 15 May, 2024	3,92,000
9	Thursday, 16 May, 2024	2,12,500
10	Friday, 17 May, 2024	1,61,000
11	Saturday, 18 May, 2024	76,500
12	Tuesday, 21 May, 2024	1,59,000
13	Wednesday, 22 May, 2024	3,15,500
14	Thursday, 23 May, 2024	84,000
15	Friday, 24 May, 2024	65,000
16	Monday, 27 May, 2024	2,32,500
17	Tuesday, 28 May, 2024	1,03,500
18	Wednesday, 29 May, 2024	2,53,500
19	Thursday, 30 May, 2024	1,15,500
20	Friday, 31 May, 2024	1,03,000
21	Monday, 03 June, 2024	26,000
22	Tuesday, 04 June, 2024	2,73,500
23	Wednesday, 05 June, 2024	1,52,000
24	Thursday, 06 June, 2024	1,41,000
25	Friday, 07 June, 2024	1,00,000
26	Monday, 10 June, 2024	3,59,000
27	Tuesday, 11 June, 2024	2,41,000
28	Wednesday, 12 June, 2024	6,40,500
29	Thursday, 13 June, 2024	2,32,000
30	Friday, 14 June, 2024	1,91,500
31	Tuesday, 18 June, 2024	2,23,000
32	Wednesday, 19 June, 2024	1,26,000
33	Thursday, 20 June, 2024	2,03,000
34	Friday, 21 June, 2024	2,03,000
35	Monday, 24 June, 2024	2,93,000
36	Tuesday, 25 June, 2024	16,500
37	Wednesday, 26 June, 2024	52,500
38	Thursday, 27 June, 2024	3,21,000
39	Friday, 28 June, 2024	3,67,500
40	Monday, 01 July, 2024	85,000
41	Tuesday, 02 July, 2024	67,500
42	Wednesday, 03 July, 2024	45,500
43	Thursday, 04 July, 2024	2,19,500
44	Friday, 05 July, 2024	2,45,000
45	Monday, 08 July, 2024	1,89,500
46	Tuesday, 09 July, 2024	1,48,000
47	Wednesday, 10 July, 2024	2,96,500
48	Thursday, 11 July, 2024	1,14,000
49	Friday, 12 July, 2024	1,70,500
50	Monday, 15 July, 2024	1,40,000
51	Tuesday, 16 July, 2024	40,500






Hitarth S Shah & Associates

Company Secretaries


Number	Day and Date	Number of Shares traded on NSE
52	Thursday, 18 July, 2024	55,500
53	Friday, 19 July, 2024	52,000
54	Monday, 22 July, 2024	39,000
55	Tuesday, 23 July, 2024	53,000
56	Wednesday, 24 July, 2024	21,500
57	Thursday, 25 July, 2024	29,000
58	Friday, 26 July, 2024	39,000
59	Monday, 29 July, 2024	54,000
60	Tuesday, 30 July, 2024	38,500
61	Wednesday, 31 July, 2024	60,000
62	Thursday, 01 August, 2024	1,05,000
63	Friday, 02 August, 2024	1,22,000
64	Monday, 05 August, 2024	52,000
65	Tuesday, 06 August, 2024	46,500
66	Wednesday, 07 August, 2024	55,500
67	Thursday, 08 August, 2024	57,500
68	Friday, 09 August, 2024	61,000
69	Monday, 12 August, 2024	43,000
70	Tuesday, 13 August, 2024	29,000
71	Wednesday, 14 August, 2024	89,500
72	Friday, 16 August, 2024	42,500
73	Monday, 19 August, 2024	55,000
74	Tuesday, 20 August, 2024	49,000
75	Wednesday, 21 August, 2024	38,500
76	Thursday, 22 August, 2024	35,500
77	Friday, 23 August, 2024	87,000
78	Monday, 26 August, 2024	73,500
79	Tuesday, 27 August, 2024	49,500
80	Wednesday, 28 August, 2024	26,000
81	Thursday, 29 August, 2024	58,500
82	Friday, 30 August, 2024	71,500
83	Monday, 02 September, 2024	38,500
84	Tuesday, 03 September, 2024	48,500
85	Wednesday, 04 September, 2024	48,500
86	Thursday, 05 September, 2024	49,500
87	Friday, 06 September, 2024	24,500
88	Monday, 09 September, 2024	23,000
89	Tuesday, 10 September, 2024	21,500
90	Wednesday, 11 September, 2024	9,500
91	Thursday, 12 September, 2024	14,000
92	Friday, 13 September, 2024	19,000
93	Monday, 16 September, 2024	29,000
94	Tuesday, 17 September, 2024	21,500
95	Wednesday, 18 September, 2024	29,000
96	Thursday, 19 September, 2024	45,000
97	Friday, 20 September, 2024	36,500
98	Monday, 23 September, 2024	21,500
99	Tuesday, 24 September, 2024	21,500
100	Wednesday, 25 September, 2024	22,000
101	Thursday, 26 September, 2024	35,500
102	Friday, 27 September, 2024	12,500
103	Monday, 30 September, 2024	21,500
104	Tuesday, 01 October, 2024	9,000
105	Thursday, 03 October, 2024	24,500
106	Friday, 04 October, 2024	25,000
107	Monday, 07 October, 2024	72,000
108	Tuesday, 08 October, 2024	34,500



ADDRESS: 601, Noble Trade Center, Nr. Bhuyangdev Cross Roads, Memnagar, Ahmedabad-380052
Contact No.: +91 7878338650 | E-mail: cshitarthshah@gmail.com




Number	Day and Date	Number of Shares traded on NSE
109	Wednesday, 09 October, 2024	11,500
110	Thursday, 10 October, 2024	55,500
111	Friday, 11 October, 2024	74,500
112	Monday, 14 October, 2024	14,500
113	Tuesday, 15 October, 2024	12,000
114	Wednesday, 16 October, 2024	32,000
115	Thursday, 17 October, 2024	86,000
116	Friday, 18 October, 2024	9,000
117	Monday, 21 October, 2024	4,500
118	Tuesday, 22 October, 2024	4,000
119	Wednesday, 23 October, 2024	85,500
120	Thursday, 24 October, 2024	43,500
121	Friday, 25 October, 2024	4,500
122	Monday, 28 October, 2024	43,500
123	Tuesday, 29 October, 2024	16,000
124	Wednesday, 30 October, 2024	53,000
125	Thursday, 31 October, 2024	40,500
126	Friday, 01 November, 2024	9,500
127	Monday, 04 November, 2024	44,000
128	Tuesday, 05 November, 2024	55,500
129	Wednesday, 06 November, 2024	35,750
130	Thursday, 07 November, 2024	29,500
131	Friday, 08 November, 2024	36,750
132	Monday, 11 November, 2024	18,250
133	Tuesday, 12 November, 2024	31,500
134	Wednesday, 13 November, 2024	77,250
135	Thursday, 14 November, 2024	39,500
136	Monday, 18 November, 2024	14,750
137	Tuesday, 19 November, 2024	18,250
138	Thursday, 21 November, 2024	26,750
139	Friday, 22 November, 2024	23,500
140	Monday, 25 November, 2024	72,250
141	Tuesday, 26 November, 2024	52,250
142	Wednesday, 27 November, 2024	35,500
143	Thursday, 28 November, 2024	52,500
144	Friday, 29 November, 2024	59,000
145	Monday, 02 December, 2024	31,250
146	Tuesday, 03 December, 2024	40,250
147	Wednesday, 04 December, 2024	34,750
148	Thursday, 05 December, 2024	27,250
149	Friday, 06 December, 2024	46,250
150	Monday, 09 December, 2024	65,000
151	Tuesday, 10 December, 2024	60,000
152	Wednesday, 11 December, 2024	53,500
153	Thursday, 12 December, 2024	40,500
154	Friday, 13 December, 2024	43,250
155	Monday, 16 December, 2024	1,25,250
156	Tuesday, 17 December, 2024	51,500
157	Wednesday, 18 December, 2024	52,250
158	Thursday, 19 December, 2024	29,750
159	Friday, 20 December, 2024	51,500
160	Monday, 23 December, 2024	50,000
161	Tuesday, 24 December, 2024	34,250
162	Thursday, 26 December, 2024	24,750
163	Friday, 27 December, 2024	44,500
164	Monday, 30 December, 2024	26,000
165	Tuesday, 31 December, 2024	26,250





Number	Day and Date	Number of Shares traded on NSE
166	Wednesday, 01 January, 2025	29,250
167	Thursday, 02 January, 2025	69,000
168	Friday, 03 January, 2025	43,750
169	Monday, 06 January, 2025	29,500
170	Tuesday, 07 January, 2025	32,750
171	Wednesday, 08 January, 2025	33,500
172	Thursday, 09 January, 2025	49,500
173	Friday, 10 January, 2025	36,750
174	Monday, 13 January, 2025	96,250
175	Tuesday, 14 January, 2025	35,750
176	Wednesday, 15 January, 2025	50,750
177	Thursday, 16 January, 2025	31,250
178	Friday, 17 January, 2025	22,000
179	Monday, 20 January, 2025	44,750
180	Tuesday, 21 January, 2025	51,250
181	Wednesday, 22 January, 2025	72,500
182	Thursday, 23 January, 2025	40,250
183	Friday, 24 January, 2025	95,000
184	Monday, 27 January, 2025	35,250
185	Tuesday, 28 January, 2025	17,500
186	Wednesday, 29 January, 2025	1,53,250
187	Thursday, 30 January, 2025	79,250
188	Friday, 31 January, 2025	77,500
189	Saturday, 01 February, 2025	60,750
190	Monday, 03 February, 2025	1,46,500
191	Tuesday, 04 February, 2025	84,250
192	Wednesday, 05 February, 2025	52,250
193	Thursday, 06 February, 2025	52,000
194	Friday, 07 February, 2025	86,750
195	Monday, 10 February, 2025	74,500
196	Tuesday, 11 February, 2025	1,22,500
197	Wednesday, 12 February, 2025	1,10,750
198	Thursday, 13 February, 2025	2,58,000
199	Friday, 14 February, 2025	1,56,000
200	Monday, 17 February, 2025	2,09,000
201	Tuesday, 18 February, 2025	2,68,500
202	Wednesday, 19 February, 2025	1,13,000
203	Thursday, 20 February, 2025	54,250
204	Friday, 21 February, 2025	47,750
205	Monday, 24 February, 2025	42,750
206	Tuesday, 25 February, 2025	14,000
207	Thursday, 27 February, 2025	37,500
208	Friday, 28 February, 2025	48,500
209	Monday, 03 March, 2025	78,250
210	Tuesday, 04 March, 2025	1,17,750





Number	Day and Date	Number of Shares traded on NSE
211	Wednesday, 05 March, 2025	49,750
212	Thursday, 06 March, 2025	45,250
213	Friday, 07 March, 2025	42,500
214	Monday, 10 March, 2025	36,500
215	Tuesday, 11 March, 2025	66,750
216	Wednesday, 12 March, 2025	1,01,250
217	Thursday, 13 March, 2025	68,000
218	Monday, 17 March, 2025	1,26,000
219	Tuesday, 18 March, 2025	1,50,500
220	Wednesday, 19 March, 2025	1,34,750
221	Thursday, 20 March, 2025	83,750
222	Friday, 21 March, 2025	45,250
223	Monday, 24 March, 2025	1,14,250
224	Tuesday, 25 March, 2025	1,38,500
225	Wednesday, 26 March, 2025	1,36,750
226	Thursday, 27 March, 2025	97,750
227	Friday, 28 March, 2025	2,12,250
228	Tuesday, 01 April, 2025	91,250
229	Wednesday, 02 April, 2025	60,750
230	Thursday, 03 April, 2025	2,40,750
231	Friday, 04 April, 2025	42,000
232	Monday, 07 April, 2025	55,750
233	Tuesday, 08 April, 2025	1,02,000
234	Wednesday, 09 April, 2025	91,500
235	Friday, 11 April, 2025	90,000
236	Tuesday, 15 April, 2025	95,000
237	Wednesday, 16 April, 2025	1,07,000
238	Thursday, 17 April, 2025	94,000
239	Monday, 21 April, 2025	3,05,000
240	Tuesday, 22 April, 2025	1,98,000
Total traded quantity during the 240 trading days preceding the Relevant Date		2,09,72,500
Total Number of Shares outstanding		1,97,40,000
% of shares traded during the 240 trading days preceding the Relevant Date		106.24%

